



SUMMER HOLIDAYS

HOMEWORK

— Fun • Learn • Explore —

Lord Jesus Public School

Vijay Park Gurugram - 122001

Phone No. 01242307725, 4077462,63

Class - 3rd

Relax
Refresh
Recharge

Enjoy
Every Moment
• Make •
Beautiful
Memories



Maths:

Activity 1 – My Number House

➤ Topic: Place Value

Draw a big house with rooms for:

Thousands, Hundreds, Tens, Ones

Write these numbers and break them into place values:

4,582; 7,306; 9,145; 2,890

Example:

$4,582 = 4 \text{ Thousands} + 5 \text{ Hundreds} + 8 \text{ Tens} + 2 \text{ Ones}$

Decorate your number house beautifully.

Activity 2 – Shopping Fun

➤ Topic: Addition & Subtraction

Pretend you went shopping.

Item	Price
Ball	₹125
Doll	₹240
Bag	₹315
Bottle	₹95

Questions:

1. What is the total cost of Ball and Doll?
2. How much more is Bag than Bottle?
3. If you have ₹500, how much money will remain after buying the Bag?

☐☐ Draw the items too!

Activity 3 – Maths Around Me

➤ Find numbers around your home:

Clock, Vehicle numbers, Mobile numbers, Calendar, dates

1. Write any 10 numbers.
2. Write their number names.
3. Circle the biggest number.
4. Underline the smallest number.

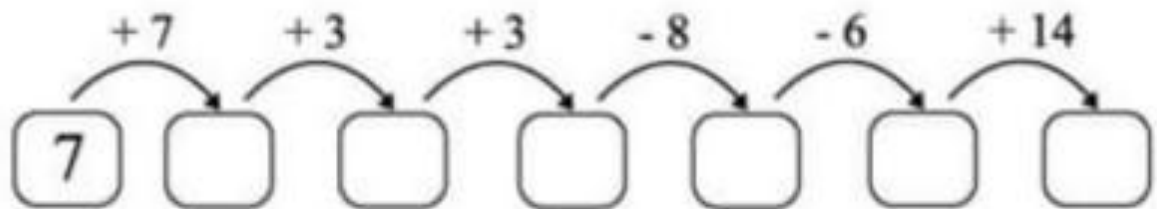
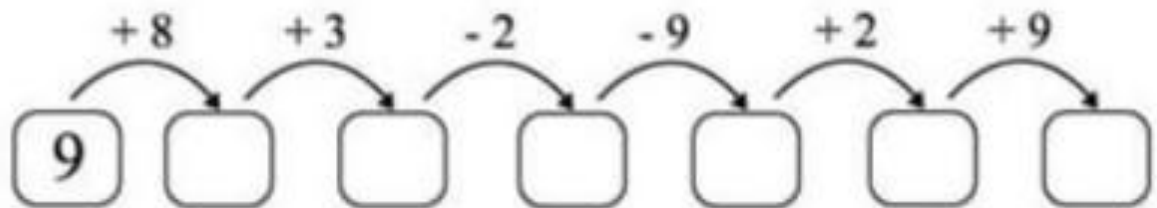
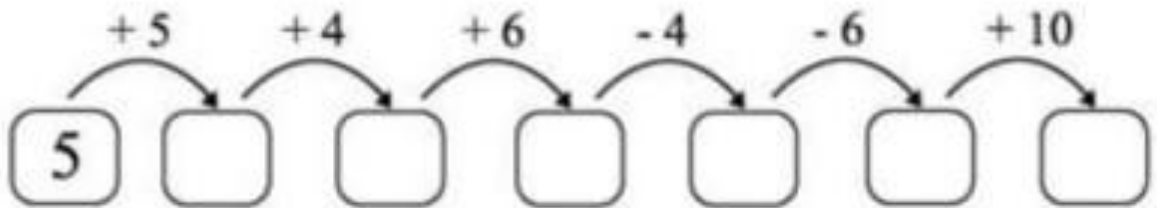
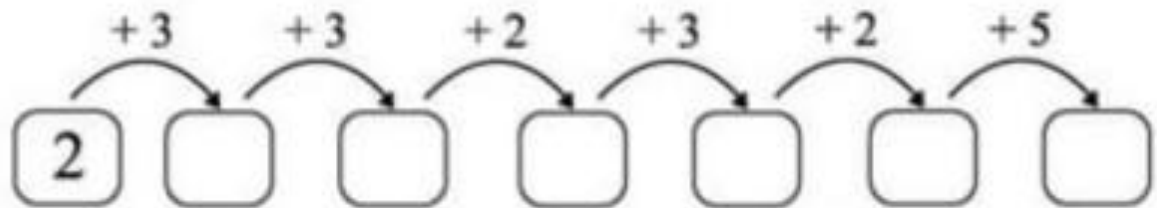
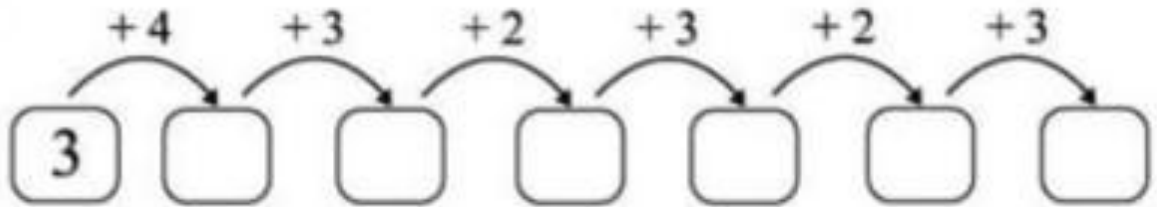
MATHS BOOK PAGES: Do pages 45, 46,59,60

NOTE: Do the following worksheets.

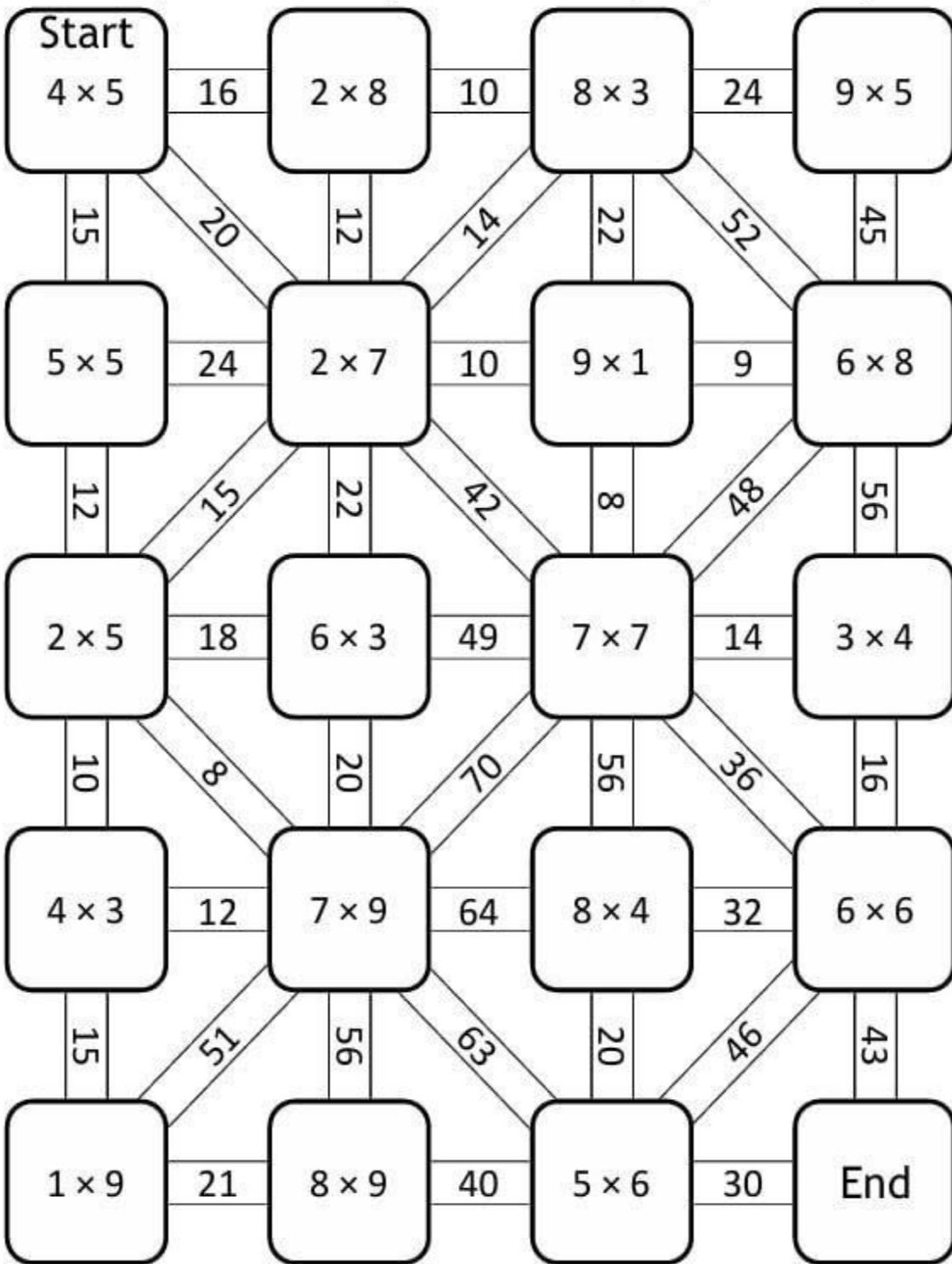
DO ALL THE HOLIDAY HOMEWORK IN THIN NOTEBOOK.



SOLVE AND WRITE



SOLVE AND COLOUR THE CORRECT PATH:



English

Activity 1:

- “Kindness Jar” Activity

Every day, write one kind act you did and put it in a jar. After holidays, read all kindness notes aloud in class.

Activity 2:

- Build a Word Robot

Make a robot using cardboard or paper. On each body part, write:

Action words, Feeling words, Naming words

Example: Jump, Happy, Teacher

Activity 3:

- Supermarket Detective

Visit a supermarket and find:

10 English labels, 5 rhyming words, 5 action words

Paste wrappers or draw items creatively.

Activity 4:

- The Silent Day Challenge

Spend 15 minutes without speaking. Then write:

1. What you noticed?
2. How people communicated?
3. How you felt?

NOTE: Learn full syllabus for CT-1.

DO ALL THE HOLIDAY HOMEWORK IN THIN NOTEBOOK.

Common and Proper Nouns

Think of a proper noun each common nouns

1. woman → _____

2. man → _____

3. mountain → _____

4. book → _____

5. movie → _____


6. monument → _____

7. holiday → _____

8. singer → _____

9. school → _____

10. country → _____



11. day → _____

12. teacher → _____

13. city → _____

14. month → _____

15. university → _____

16. restaurant → _____

17. company → _____

18. hotel → _____

19. planet → _____

20. actor → _____



Comprehension Passage 1: The Helpful Mango Tree

Riya loved visiting her grandmother's village during summer vacation. Near Grandma's house stood a big mango tree. Its branches were wide, and its leaves were green and shiny. Every morning, birds sat on the branches and sang sweet songs.

One hot afternoon, Riya was playing outside when she saw an old man walking slowly on the dusty road. He looked tired and thirsty. Riya quickly ran inside, filled a glass of cool water, and gave it to him. The old man smiled kindly and thanked her. He then sat under the mango tree for some shade.

Grandma saw this and said, "Just like this tree gives fruit and shade to everyone, we should also help others whenever we can." Riya thought about Grandma's words and smiled. She understood that even small acts of kindness can make someone's day better.

From that day on, Riya decided to be helpful and caring, just like the big mango tree.

Q1. Where did Riya go during summer vacation?

ANS. _____

Q2. What did the birds do every morning?

ANS. _____

Q3. What lesson did Grandma teach Riya?

ANS. _____

Q4. Make sentence:

Sweet: _____

Q5. Write the opposites from the passage:

Narrow- _____ young- _____

Comprehension Passage 2: Bunny's Rainy Day Adventure

Bunny was a little rabbit who lived in a green forest. One morning, dark clouds filled the sky. Soon, it began to rain. Bunny looked outside his burrow and saw raindrops falling on the flowers and grass.

Bunny loved to hop and play, but today he could not go far because of the rain. So, he put on his tiny yellow raincoat and went outside with his red umbrella. He splashed in puddles and laughed happily.

While hopping around, Bunny saw a small bird sitting under a bush. The bird's wings were wet, and it looked cold. Bunny shared his umbrella with the bird and helped it find shelter in a big tree.

The bird chirped cheerfully, "Thank you, Bunny!" Bunny felt proud and warm inside. He learned that helping a friend can make a rainy day special.

Q1. Where did Bunny live?

Ans. _____

Q2. Why could Bunny not go far from home?

Ans. _____

Q3. What did Bunny use to stay dry?

Ans. _____

Q4. Make sentences:

Umbrella- _____

Bird- _____

Q5. Write the opposites from the passage:

Inside- _____

dry- _____

E.V.S.

1. Family Values

a. Find out about any two customs or traditions that are being followed in your family for many years. Ask your grandparents about the reasons behind them.

2. Neighborhood Cleanliness Survey (cleanliness drive)

Check whether your area is clean. Suggest 3 ways to improve it.

3. Do the given below worksheets from the chapter plants around us.

NOTE: Learn full syllabus for CT-1.

DO ALL THE HOLIDAY HOMEWORK IN THIN NOTEBOOK.

Name : _____

Date : _____

Plants make our lives beautiful. They give us food, oxygen and shade. Let's love and protect them!

PLANTS AROUND US

WORKSHEET FOR CLASS 3



1. Write 'T' for True and 'F' for False.

- Plants give us oxygen to breathe.
- Cactus plants need a lot of water.
- We get wood from trees.
- Herbs have weak stems.
- All plants have flowers.

2. Fill in the blanks.

- Plants _____ their own food.
- The green part of the plant is the _____.
- We get _____ from plants.
- _____ help in growing new plants.
- The roots of the plant go deep in the _____.

3. Choose the odd one out.

- Rose, Sunflower, Mango, Tulip _____
- Carrot, Potato, Spinach, Apple _____
- Tree, Shrub, Herb, Chair _____
- Mango, Guava, Banana, Stone _____
- Grass, Wheat, Paddy, Book _____

4. Match the following.

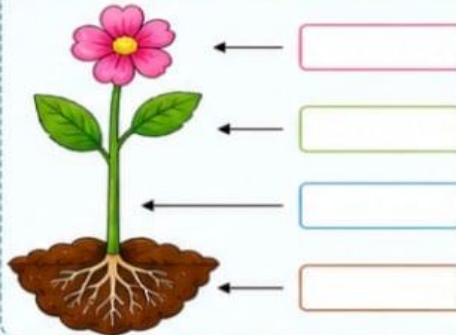
Column A

- Tree
- Herb
- Creeper
- Climber
- Shrub

Column B

- Pumpkin
- Hibiscus
- Money plant
- Mint
- Mango

5. Label the picture.



6. Arrange the steps in the correct order to show how a plant grows.

- The seed germinates.
- The plant grows bigger.
- The seed is planted in the soil.
- Leaves and roots start to grow.

7. Answer the following questions.

- Name two herbs that we use in our food.

- Why are trees important for us?

- What is a climber? Give one example.

- How do plants help animals and birds?

8. Observe the pictures and write their uses.



9. Draw and write.

Draw a plant that you see near your home. Also, write its name.



Name: _____

10. Think and Write

If there were no plants on Earth, what problems would we face?



What can you do to take care of plants?



FUN FACT

Bamboo is the fastest growing plant in the world. It can grow up to 1 meter in a day!



PLANTS AROUND US

Worksheet for Class 3

Name : _____

Date : _____

Plants are
our green friends.
Let's love and
care for them!

A. Let's Learn! Fill in the blanks.

1. A rose plant is a _____.



2. Big plants with strong trunks are called _____.



3. Mint and coriander are examples of _____.



4. Climbers need _____ to grow upward.



5. Pumpkin is a _____ plant.



B. Match the Following.

Column A

1. Tree



2. Creeper



3. Climber



4. Herb



Column B

a. Money plant



b. Mango



c. Pumpkin






d. Mint



C. Circle the Correct Answer.

1. Which plant gives us fruits?

- a) Mango tree  b) Stone  c) Chair 

2. Which plant grows close to the ground?

- a) Creeper  b) Tree  c) Shrub 

3. Which part of the plant absorbs water?

- a) Leaf  b) Root  c) Flower 

D. Draw and Colour.

Draw your favourite plant and label its parts.



← Flower

← Leaves


← Stem


← Root

E. Fun Activity

Paste or draw the following.

 One leaf

 One flower

 One fruit
we get from plants

F. Think and Answer

1. Why are plants important for us?



2. Name two plants found near your home.

(i) _____ (ii) _____



PLANT PLEDGE

"I will water plants, care for trees,
and keep my surroundings green and clean."



कक्षा – तीन हिन्दी



प्रश्न 1. अपनी नानी , दादी या किसी अन्य बुजुर्ग से बात कीजिए और कुछ घरेलू नुस्खों से कैसे औषधियाँ बनती हैं उसके बारे में जानिए और उनके बारे में लिखिए।

प्रश्न 2. प्रतिदिन एक पृष्ठ सुलेख अपनी हिन्दी गृहकार्य पुस्तिका में लिखे।

प्रश्न 3. 'र' के रूपों के दो – दो शब्द लिखिए –

क. [ॆ] – _____ , _____
ख. / – _____ , _____
ग. [^] – _____ , _____

प्रश्न 4. इन शब्दों के वर्णों को उलटा करके नए शब्द बनाइए –

क. सदा – _____ नाम – _____
ख. याद – _____ लगा – _____
ग. दीन – _____ रहा – _____

प्रश्न 5. इन शब्दों के दो – दो अर्थ लिखकर वाक्य बनाइए –

क. हार – _____

ख. जल – _____
