

Lord Jesus Preparatory School



SUMMER  
HOLIDAY  
HOMEWORK  
2026-27

Class - U.K.G.



**It's Summer time,  
And School vacation has begun.  
It's time for children,  
to play & Have fun in the sun.**

The Month of May has brought long, hot days & now we have our summer holidays. Summer holidays mean no school, waking up late with no set rules, little homework that's easy to do, less studying & lot of fun. Playing, talking & watching cartoons – the fun continues till the end of June. This beautiful time comes once a year, Summer holidays are the Best days ever.



**Dear students,**

There is a more you can do to make your vacation more interesting meaningful and full of fun while still doing all your favourite Things. Here is a 'Summer Activity Box' just for you. So get ready for your treasure hunt, with the help of your parents.

## ❖ **Guidelines for parents**

1. Let your child do holiday homework with your guidance.
2. Set a fixed daily time for study.
3. Encourage hobbies like drawing, music or dance.
4. Teach your child to do small daily chores independently.
5. Kindly send all holiday H.W in a small folder with proper labelling mentioning the child's name, class, roll no.

## ❖ **Involve your child at home**

1. Ask them to keep their toys & things tidy.
2. Encourage speaking in English.
3. Teach them to speak politely & softly.



- ❖ To enhance children's creativity & learning.
- ❖ **Morning habits** :- Encourage prayer, yoga ( surya pranayama) & greetings elders.
- ❖ **Reading time** :- Read Hindi & English storybooks with moral values.
- ❖ **Family time** :- Cook together & teach simple measurement ( 1 cup ,  $\frac{1}{2}$  spoon etc )
- ❖ **Basic learning** :- Help your child remember home address & phone Number.
- ❖ **Self Care** :- a. Teach them to open / close their bottle, lunch box & school bags.  
b. Encourage them to keep their things in the right place.  
c. Encourage them to take care of their personal items daily.
- ❖ **Help at home** :- Let your child do small chores like cleaning & Dusting.

❖ **Motor skills** :- 1. Encourage your child to do activities like coloring, Drawing & paper folding.

2. Playing with clay or dough helps to strengthen finger muscles.

3. Outdoor games like running, jumping & ball play improves gross Motor skills.



4. Encourage activities like threading beads or sorting objects.

❖ **Values shown by good manners** :-

Thank you – shows gratitude

Please - shows respect

Excuse me – shows politeness

Eye contact – shows confidence

Honesty – shows courage



❖ **Yoga with Dad, Memories to Add ! ( 21<sup>st</sup> June )**

This international yoga day & father's day, celebrate the



Beautiful bond of love, care & togetherness with your father. Do some simple yoga poses together capture these precious moments, & make a lovely collage full of smiles &

memories.

Because the best moments are the ones spent with dad. Kindly send the collage to your class teacher.

❖ Now it's time to revise Academics.

### **ENGLISH**

1. Read pg no. 6 to 31
2. Complete pg no. 26 , 27 & 31 of English Phonics book
3. Take printout of worksheet & complete them .

### **HINDI**

1. शब्द लेखन - Complete pg no. 16 to 29 & 41 to 46
2. शब्द परिचय - Read from pg no. 25 to 44
3. Take printout of worksheet of worksheet & complete them

### **MATHS**

1. Complete pg no. 13 , 14 , 83 , 34 , 64 to 71 , 80 to 87 and 94 to 99 In Mathematics K.G workbook.

### **E.V.S**

1. Learn the given EVS Questionnaire for UT- 1 & Do practice pg no. 6 , 7 , 14 , 15 , 16 , 17 , 18 to 26 , 53 to 64 of General awareness Book.
2. Revise all the chapters.

### **Instructions :-**

1. Learn all the Rhymes given for UT- 1
2. Datesheet for UT- 1 is already mentioned in the diary.
3. Revise all the syllabus of Hindi , Maths , English & E.V.S
4. All the activities & worksheets be well labelled
5. Place them in a folder nicely & send it to school after summer Vacations.

## ❖ **Craft** :- **Leaf animal craft**

Children have to prepare a leaf Animal craft using dry or fresh leaves. As shown in the sample picture. This activity will help to develop Creativity observation skills & love for nature .

### **INSTRUCTIONS** :-

1. Take a white thick A4 sheet
2. Collect different shapes & sizes of leaves



3. Create an animal, bird, insect or aquatic animal using leaves.

4. Paste the leaves neatly to make the given theme.

5. Draw eyes, legs, wings or other details using sketch pens.

6. Decorate the background neatly & creatively.

7. Write your name, Class & Roll no. at the back side.

8. After completing the craft laminate the sheet properly for safety & Neatness.

9. Theme According to Roll no.

- |          |         |                   |
|----------|---------|-------------------|
| Roll no. | 1 - 4   | : Wild Animals    |
|          | 5 - 8   | : Farm Animals    |
|          | 9 - 12  | : Insects         |
|          | 13 - 16 | : Birds           |
|          | 17 - 20 | : Aquatic Animals |

## **CRAFT WORK :**

### **SHAPE MATHS CITY**

#### **INSTRUCTIONS :**

1. Prepare a strong cardboard base & cover it neatly with coloured paper.
2. Make roads using black paper, sketch pens or paint.
3. Create 3D building using coloured paper of different shapes.
4. Write the shape name clearly on each building with a label.
5. Add grass, trees & the title “shape Maths city” at the front to enhance your creativity.
6. The picture is given for ref. only, please create your own model & design with your own ideas.



# WORD BUILDER FUN!

\* Look at each picture. Rearrange the letters & Write the correct word.

1.



n n a

\_\_\_\_\_

2.



e t h

\_\_\_\_\_

3.



n e f

\_\_\_\_\_


4.



e r d

\_\_\_\_\_

5.



t a m

\_\_\_\_\_


6.



r j a

\_\_\_\_\_

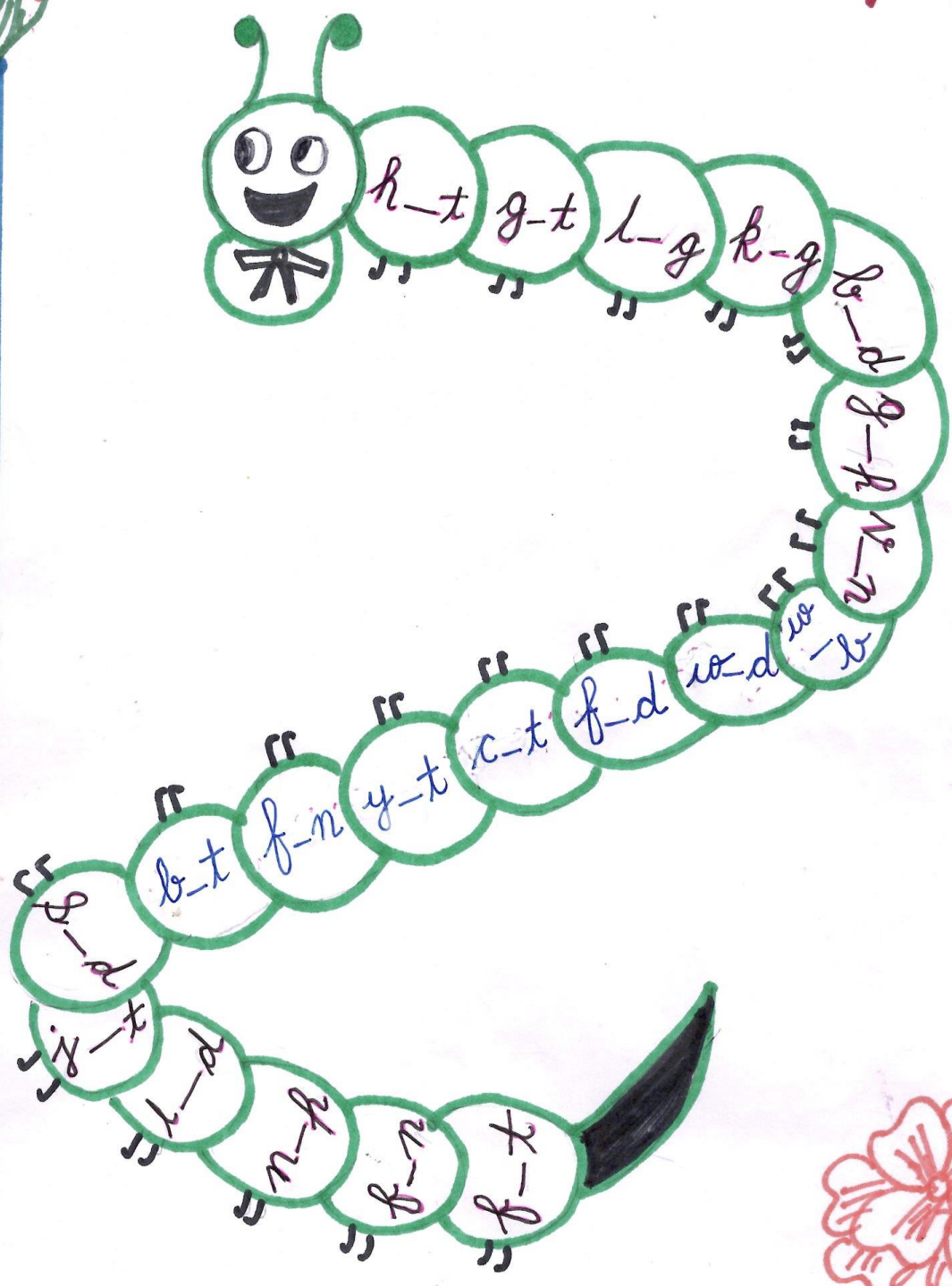
7.



e h n

\_\_\_\_\_

Write the missing letter.  
(a, e)

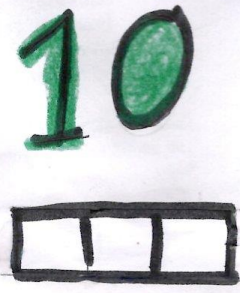
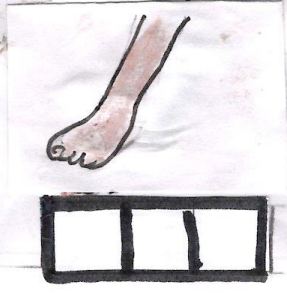


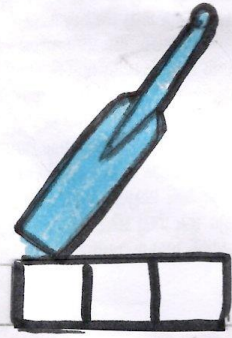


# CROSSWORD PUZZLE



## Find & Write the words.

|   |   |   |   |   |   |   |   |   |   |
|---|---|---|---|---|---|---|---|---|---|
| f | m | x | a | t | z | b | q | d | d |
| e | k | h | a | j | n | a | o | a | k |
| g | j | b | r | q | u | g | b | n | m |
| a | r | a | w | l | f | l | e | g |   |
| b | s | t | e | m | i | z | y | t | l |
| i | d | x | l | x | t | w | e | b | e |
| c | e | l | g | m | u | v | a | n | t |
| f | a | n | a | f | w | e | t | a | f |

|   |  |   |
|---|--|---|
| 7 |  | 7 |
| 2 |  | 8 |
| 3 |  |   |
| 4 |  |   |
| 5 |  |   |
| 6 |  |   |



★ Make two letters words with the help of given letters and write them.




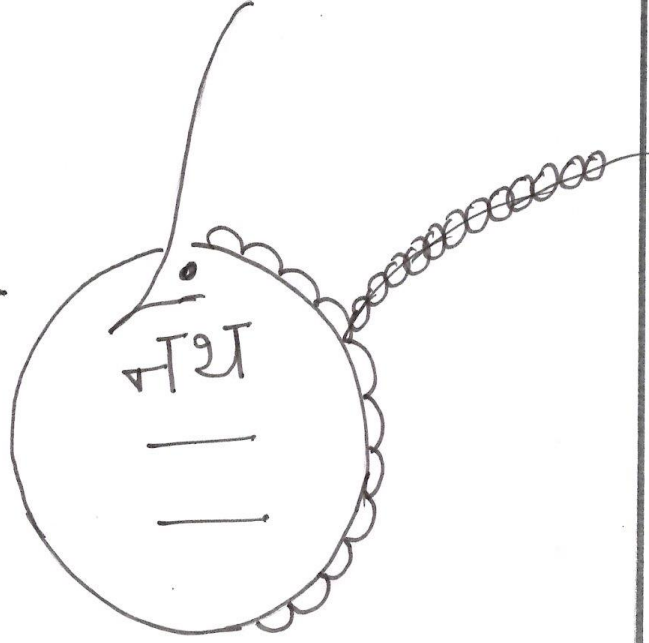
★ Write 'a' sound word

Blank lined writing area for words with the 'a' sound.

★ Write 'e' sound word









Blank lined writing area for words with the 'e' sound.

लयात्मक शब्द लिखो :->



\* दू और तीन अक्षर वाले 5-5 शब्द लिखो: →

1 2 3 4 5 6 7 8 9 10 11 12 13  
ख न ल ह ज त अ ग ब च म श ढ



\* चित्र को देखकर सही अक्षर पर गोला लगाएँ →



दस दूत खत



नयन मटर बटन



हवन शहर बतख

दो और तीन अक्षर वाले 5-5 शब्द लिखो:→

दो अक्षर वाले शब्द

तीन अक्षर वाले शब्द

1

2

3

4

5

1

2

3

4

5

\* सही अक्षर चुनकर खाली स्थान भरो

ग, ह, ल, ब, म, ट, न

1. — ग न

3. श — द

2. — ट र

4. — ट —

\* चित्रों को देखकर सही शब्द लिखो:→



पक



तख



रध



टमर

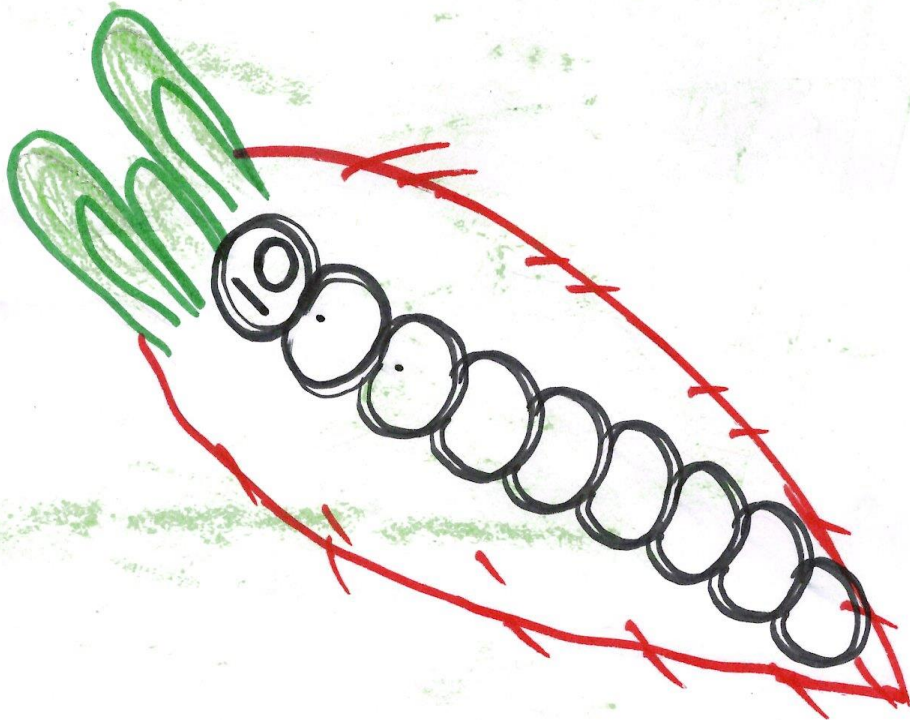
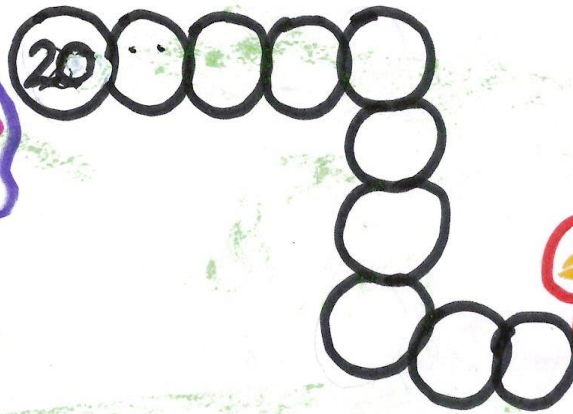


लमक




रणच



Write the Numbers in Backward Counting  
(20-1)




## What Comes After : →



## What Comes Before



## What Comes Between



Enjoy  
**SUMMER**  
*Holidays*

